



CBSE EXAM CLASS 12

DATE:- 02/05/2019

Instant Analysis

REPORT BEE CUSTOMERS



Bharatiya Vidya
Bhavan



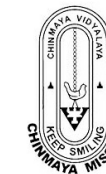
Euro School



Billabong International
school




Modern school





Chinmaya Vidyalaya








 STUDENTS ENROLLED
97


 STUDENTS APPEARED
97


 STUDENTS PASSED
97

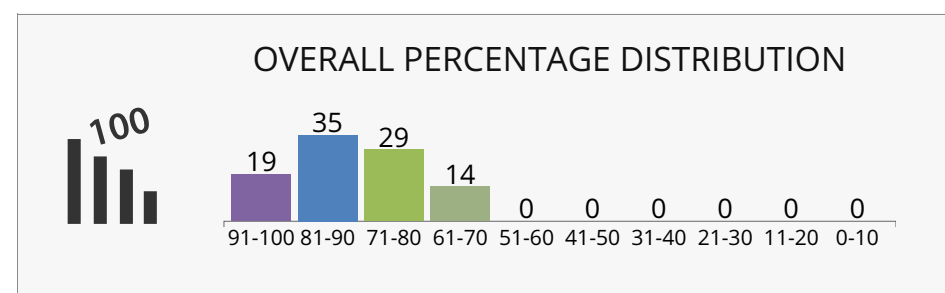
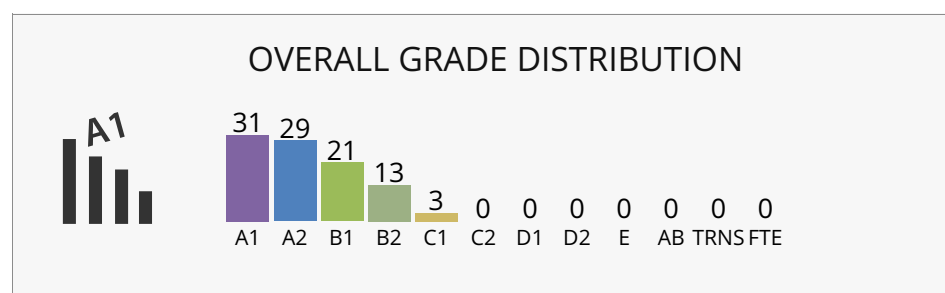
 OVERALL PASS %
100.0%


 AVERAGE GRADE
A2

 AVERAGE SCORE
413.9/500


 PERFORMANCE INDEX *
84

 AVERAGE PERCENTAGE
82.78



 GENDER WISE PASS PERCENTAGE
100.0%

GENDER WISE AVERAGE SCORE
415.98/500

 GENDER WISE PASS PERCENTAGE
100.0%

GENDER WISE AVERAGE SCORE
411.49/500

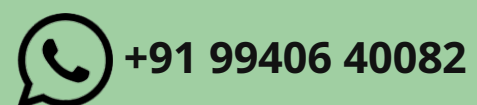
*Performance Index- A measure of school's performance, grade based - weighted average of all the passed candidates.

REPORT BEE IS HELPING SCHOOLS GENERATE BOARD COMPLIANT REPORT CARDS SINCE 2011
800+ SCHOOLS USE US FOR

1. Generation of quick and error-free Student Report Cards that are compliant with Education
2. Improving student performance by viewing instant performance analysis after every exam at school, standard and student level
3. Online mark entry by teachers using any internet device (computer, laptop and mobile). The product takes care of all mark conversions/aggregations.

For more info please scroll to the end of this document.

You can also visit www.reportbee.com or view our [Product video](#)



Get this Analysis and Online Report Cards for every exam you conduct in your school. CALL or WHATSAPP NOW



Legend

Putting all the passed students in a rank order & will award grade as follows :

A1 - Top 1/8 of the passed candidates | **A2** - Next 1/8 of the passed candidates,... |
D1 - Next 1/8 of the passed candidates | **D2** - Last 1/8 of the passed candidates | **E** - Failed candidates

ABT - ABSENT | **TRNS** - TRANSFER

***Performance Index** - A measure of school's performance, grade based - weighted average of all the passed candidates.

SUBJECT NAME	Average Grade	Average Score	Performance Index*	Grade distribution											Distribution of Marks									# Students Enrolled										
				A1	A2	B1	B2	C1	C2	D1	D2	E	AB	TRNS	FTE	91-100	81-90	71-80	61-70	51-60	41-50	31-40	21-30		11-20	0-10								
COMPUTER SCIENCE	A1	95.41	94	14	6	2	0	0	0	0	0	0	0	0	0	0	0	0	0	0	0	0	20	2	0	0	0	0	0	0	0	0	0	22
PHYSICAL EDUCATION	A1	88.67	88	19	15	2	4	1	1	0	0	0	0	0	0	0	0	0	0	0	0	0	19	17	4	2	0	0	0	0	0	0	0	42
ACCOUNTANCY	A2	80.27	86	9	8	6	2	1	0	0	0	0	0	0	0	0	0	0	0	0	0	0	7	7	4	7	1	0	0	0	0	0	0	26
ECONOMICS	A2	86.91	86	14	8	6	2	0	1	1	0	0	0	0	0	0	0	0	0	0	0	0	16	7	7	0	2	0	0	0	0	0	0	32
BIOLOGY	A2	89.37	86	8	3	5	3	0	0	0	0	0	0	0	0	0	0	0	0	0	0	0	11	6	2	0	0	0	0	0	0	0	0	19
ENGLISH CORE	A2	86.31	86	41	22	23	8	2	1	0	0	0	0	0	0	0	0	0	0	0	0	0	27	31	16	2	1	0	0	0	0	0	0	97
BUSINESS STUDIES	A2	85.5	84	11	4	5	4	2	0	0	0	0	0	0	0	0	0	0	0	0	0	0	12	8	2	4	0	0	0	0	0	0	0	26
INFORMATICS PRAC.	A2	89.44	76	1	2	3	3	0	0	0	0	0	0	0	0	0	0	0	0	0	0	0	3	6	0	0	0	0	0	0	0	0	0	9
CHEMISTRY	B1	79.68	75	12	18	12	8	6	3	2	1	0	0	0	0	0	0	0	0	0	0	0	16	15	17	11	3	0	0	0	0	0	0	62
PHYSICS	B1	78.58	75	15	14	14	7	3	4	4	1	0	0	0	0	0	0	0	0	0	0	0	14	15	19	8	6	0	0	0	0	0	0	62

"For academic leaders, it is an easy comprehension of class wise, student wise and teacher wise performance analysis. Out IT team is thrilled to work with them and happy with Report Bee's availability 24*7 for any issues."

Lakshmi Kumar, Director of PNES & The Orchid School.



Legend

Putting all the passed students in a rank order & will award grade as follows :

A1 - Top 1/8 of the passed candidates | **A2** - Next 1/8 of the passed candidates,... |
D1 - Next 1/8 of the passed candidates | **D2** - Last 1/8 of the passed candidates | **E** - Failed candidates

ABT - ABSENT | **TRNS** - TRANSFER

***Performance Index** - A measure of school's performance, grade based - weighted average of all the passed candidates.

SUBJECT NAME	Average Grade	Average Score	Performance Index*	Grade distribution											Distribution of Marks									# Students Enrolled								
				A1	A2	B1	B2	C1	C2	D1	D2	E	AB	TRNS	FTE	91-100	81-90	71-80	61-70	51-60	41-50	31-40	21-30		11-20	0-10						
MATHEMATICS	B1	73.56	70	12	9	14	12	6	6	4	0	0	0	0	0	0	0	0	0	0	0	14	9	14	10	10	4	2	0	0	0	63
POLITICAL SCIENCE	B1	72.89	69	2	1	1	2	2	1	0	0	0	0	0	0	0	0	0	0	0	0	2	1	1	3	1	1	0	0	0	0	9
HINDI ELECTIVE	C1	62.25	50	0	0	1	0	1	2	0	0	0	0	0	0	0	0	0	0	0	0	0	0	1	0	3	0	0	0	0	0	4
PSYCHOLOGY	C1	72	50	1	3	0	0	2	3	5	0	0	0	0	0	0	0	0	0	0	0	2	2	2	4	4	0	0	0	0	0	14

"For academic leaders, it is an easy comprehension of class wise, student wise and teacher wise performance analysis. Our IT team is thrilled to work with them and happy with Report Bee's availability 24*7 for any issues."

Lakshmi Kumar, Director of PNES & The Orchid School.



STUDENTS ACADEMIC MARK LIST

Legend

Putting all the passed students in a rank order & will award grade as follows :

A1 - Top 1/8 of the passed candidates | **A2** - Next 1/8 of the passed candidates,... |
D1 - Next 1/8 of the passed candidates | **D2** - Last 1/8 of the passed candidates | **E** - Failed candidates

ABT - ABSENT | **TRNS** - TRANSFER | ****** - UPGRADED GRADE BY ONE LEVEL
H - HIGHEST | **L** - LOWEST | **M** - MARK | **G** - GRADE

***Performance Index** - A measure of school's performance, grade based - weighted average of all the passed candidates.

Sno.	Rank*	Roll No.	Student Name	Total Mark	Overall %	Overall Grade	Result	COMPUTER SCIENCE		PHYSICAL EDUCATION		ACCOUNTANCY		ECONOMICS		BIOLOGY		ENGLISH CORE		BUSINESS STUDIES		INFORMATICS PRAC.		CHEMISTRY		PHYSICS		MATHEMATICS		POLITICAL SCIENCE		HINDI ELECTIVE		PSYCHOLOGY	
								M	G	M	G	M	G	M	G	M	G	M	G	M	G	M	G	M	G	M	G	M	G	M	G	M	G	M	G
1	1	4651892	SRISHTI LAHIRI	487	97.4	A1	PASS					95	A1	98	A1			96	A1	99H	A1							99H	A1						
2	1	4651907	CHITRANGADA SINGH	487	97.4	A1	PASS			100H	A1			97	A1			97H	A1									96H	A1			97H	A1		
3	2	4651853	KARAN SINGH	480	96	A1	PASS	98	A1									94	A1					97H	A1	95H	A1	96	A1						
4	3	4651861	PRIYANSU SAHOO	478	95.6	A1	PASS	98	A1									95	A1					95	A1	95H	A1	95	A1						
5	3	4651876	AYUSHI KUMARI	478	95.6	A1	PASS					97H	A1	95	A1			96	A1	95	A1							95	A1						
6	3	4651888	PALADUGU JANIKA	478	95.6	A1	PASS					95	A1	95	A1			94	A1	99H	A1							95	A1						
7	4	4651910	ANUSHKA KHANNA	477	95.4	A1	PASS					95	A1	95	A1			97H	A1	96	A1							94	A2						
8	5	4651837	HARSH KUMAR SINGH	476	95.2	A1	PASS									99H	A1	95	A1					95	A1	92	A1	95	A1						
9	6	4651898	ABHIJIT NAIR	475	95	A1	PASS					91	A1	96	A1			95	A1	98	A1	95	A2												
10	7	4651817	DEEKSHA YADAV	474	94.8	A1	PASS			94	A1					95	A1	95	A1					95	A1	95H	A1								
11	8	4651868	SANIAL DAS	471	94.2	A1	PASS	98	A1									87	A2					96	A1	95H	A1	95	A1						
12	9	4651847	DEV KARTIK	470	94	A1	PASS	98	A1									87	A2					95	A1	95H	A1	95	A1						
13	9	4651873	VAIBHAV KUMAR	564	94	A1	PASS	100H	A1	95	A1							90	A1					95	A1	95H	A1	89	A2						
14	10	4651879	DIYA TIKOO	464	92.8	A1	PASS					90	A1	92	A2			92	A1	95	A1						95	A1							
15	11	4651880	ESHA MAGO	461	92.2	A1	PASS					92	A1	97	A1			94	A1	92	A1						86	A2							
16	12	4651850	HARSHAVARDHAN BHASKAR	459	91.8	A1	PASS	99	A1									90	A1					95	A1	91	A1	84	A2						
17	13	4651877	BHUMIKA DUDI	458	91.6	A1	PASS					84	A2	99H	A1			88	A2	92	A1						95	A1							
18	14	4651852	LEROY LAWRENCE FERNANDES	456	91.2	A1	PASS			99	A1							95	A1					85	A2	93	A1	84	A2						
19	15	4651855	MEENAL PATHANIA	455	91	A1	PASS			97	A1							93	A1					91	A2	89	A2	85	A2						
20	16	4651872	TARANG SHANKAR NAGAR	453	90.6	A1	PASS							97	A1			86	A2					84	A2	95H	A1	91	A2						
21	17	4651887	NISITA YADAV	450	90	A1	PASS					95	A1	95	A1			90	A1	93	A1						77	B1							
22	18	4651882	KAJAL SAIN	448	89.6	A1	PASS			99	A1	74	B1	89	A2			94	A1	92	A1														
23	19	4651865	ROSHNI JOSHY	447	89.4	A1	PASS	98	A1									85	A2					91	A2	92	A1	81	B1						
24	20	4651895	NAIR ASHWINI CHAUHAN	446	89.2	A1	PASS			90	A2	76	A2	95	A1			90	A1	95	A1														
25	21	4651874	VAISHNAVI SHARMA	445	89	A1	PASS	97	A1									82	B1					95	A1	83	A2	88	A2						
26	22	4651838	SUMEDH SATISH BHOSALE	443	88.6	A1	PASS									95	A1	83	B1					95	A1	91	A1	79	B1						
27	23	4651826	KAPIL KUMAR	441	88.2	A1	PASS			89	A2							95	A1					89	A2	95H	A1	73	B1						
28	23	4651839	AYUSHI SINGH	441	88.2	A2	PASS			97	A1					95	A1	86	A2					91	A2	72	B2								

"For academic leaders, it is an easy comprehension of class wise, student wise and teacher wise performance analysis. Out IT team is thrilled to work with them and happy with Report Bee's availability 24*7 for any issues."

Lakshmi Kumar, Director of PNES & The Orchid School.



Sno.	Rank*	Roll No.	Student Name	Total Mark	Overall %	Overall Grade	Result	COMPUTER SCIENCE		PHYSICAL EDUCATION		ACCOUNTANCY		ECONOMICS		BIOLOGY		ENGLISH CORE		BUSINESS STUDIES		INFORMATICS PRAC.		CHEMISTRY		PHYSICS		MATHEMATICS		POLITICAL SCIENCE		HINDI ELECTIVE		PSYCHOLOGY		
								M	G	M	G	M	G	M	G	M	G	M	G	M	G	M	G	M	G	M	G	M	G	M	G	M	G	M	G	M
29	24	4651841	AASIA BANU	440	88	A1	PASS									95	A1	90	A1					89	A2	74	B1							92	A2	
30	25	4651854	KIRAN KUMARI	439	87.8	A1	PASS	97	A1									90	A1					92	A1	83	A2	77	B1							
31	25	4651859	NIHAL MISHRA	439	87.8	A2	PASS	95	A1									83	B1					80	B1	86	A2	95	A1							
32	26	4651890	SINGAVARAPU VASANTHI	436	87.2	A1	PASS					78	A2	87	A2			85	A2	89	A2	97H	A1													
33	27	4651825	ABHILIPSHA RANI	434	86.8	A1	PASS									95	A1	92	A1					84	A2	88	A2	75	B1							
34	28	4651831	NANDINI SOORA	433	86.6	A2	PASS			85	A2							94	A1					91	A2	89	A2	74	B1							
35	29	4651883	KARAN KEVIN COLLINS	431	86.2	A2	PASS					81	A2	94	A2			82	B1	88	A2	86	B2													
36	30	4651820	ASHA TIWARI	428	85.6	A2	PASS									92	A2	92	A1					71	B2	83	A2						90	A2		
37	30	4651842	MANJIMA CHATTERJEE	428	85.6	A2	PASS			92	A1					93	A2	80	B1					84	A2	79	B1									
38	31	4651869	SHIVANG SINGH YADAV	427	85.4	A2	PASS			90	A2							84	A2					92	A1	86	A2	75	B1							
39	31	4651870	SIDDHANT JAGDEV	427	85.4	A2	PASS	97	A1									90	A1					80	B1	84	A2	76	B1							
40	32	4651871	SIDDHARTH SINGH	426	85.2	A2	PASS	97	A1									81	B1					86	A2	91	A1	71	B2							
41	33	4651856	MUKUND KUMAR	424	84.8	A2	PASS	89L	B1									84	A2					82	A2	86	A2	83	B1							
42	34	4651906	DORA RANJITHA	422	84.4	A2	PASS			92	A1			76	B1			88	A2											93	A1			73	C1	
43	35	4651851	JASIKA AGRAHARI	421	84.2	A2	PASS							95	A1			96	A1					86	A2	81	A2	63	B2							
44	36	4651829	SHRIYESH KUMAR JAIN	420	84	A2	PASS			88	A2							88	A2					80	B1	90	A1	74	B1							
45	36	4651893	TANNU KUMARI	420	84	A2	PASS					86	A2	95	A1			76	B2	91	A2						72	B2								
46	37	4651886	MUSKAAN KAUR JOHAL	419	83.8	A2	PASS					70	B1	95	A1			90	A1	87	A2						77	B1								
47	38	4651911	NAVEEN KUMAR SINGH	418	83.6	A2	PASS	94	A2									78	B2					78	B1	83	A2	85	A2							
48	39	4651884	MANISH SINGH	417	83.4	A2	PASS					85	A2	88	A2			78	B2	74	B2	92	A2													
49	40	4651862	RAMACHANDRUNI PUSHPAK ROHAN	415	83	A2	PASS			87	A2							85	A2					75	B1	73	B2	95	A1							
50	41	4651894	VISHAKHA YADAV	414	82.8	A2	PASS			88	A2	78	A2	83	B1			82	B1	83	B1															
51	42	4651832	MADHUSMITA MISHRA	410	82	A2	PASS			92	A1					82	B1	90	A1					71	B2	75	B1									
52	42	4651843	ABHISHEK TIWARI	410	82	A2	PASS			96	A1							90	A1					84	A2	82	A2	58	C1							
53	43	4651818	ANUSHA SINGH KALHOTRA	408	81.6	A2	PASS									95	A1	80	B1					79	B1	64	C1						90	A2		
54	44	4651849	GARIMA YADAV	406	81.2	A2	PASS	91	A2									81	B1					86	A2	81	A2	67	B2							
55	45	4651833	AKSHAY BANSAL	404	80.8	B1	PASS									93	A2	78	B2					86	A2	78	B1	69	B2							
56	46	4651867	SAHIL SAHA	402	80.4	A2	PASS			94	A1							93	A1					81	B1	76	B1	58	C1							
57	46	4651889	PRAGATI SINGH	402	80.4	B1	PASS					69	B1	87	A2			74	B2	83	B1	89	B1													
58	47	4651844	AMAN PATEL	401	80.2	A2	PASS			88	A2							91	A1					83	A2	71	B2	68	B2							
59	48	4651836	AYUSH PAUL	400	80	A2	PASS	93	A2									90	A1					66	C1	77	B1	74	B1							
60	48	4651864	ROHIT BOSE	400	80	B1	PASS	92	A2									80	B1					80	B1	79	B1	69	B2							
61	48	4651866	SAHIL PATHANIA	400	80	A2	PASS			97	A1							82	B1					89	A2	76	B1	56	C1							
62	49	4651823	HARSIT PANIGRAHI	399	79.8	B1	PASS	97	A1									83	B1					72	B2	78	B1	69	B2							
63	50	4651845	ANKUR TIWARI	394	78.8	B1	PASS	89L	B1									90	A1					76	B1	79	B1	60	C1							
64	50	4651858	NANDINI CHOUDHARY	394	78.8	A2	PASS							77	B1			94	A1					72	B2	74	B1	77	B1							
65	50	4651908	SAMEER ADNAN	394	78.8	B1	PASS			95	A1							92	A1					62	C2	75	B1	70	B2							
66	51	4651885	MINAKSHI NEGI	393	78.6	A2	PASS			97	A1	55L	C1	76	B1			84	A2	81	B1															
67	52	4651860	PRIYA	391	78.2	B1	PASS	91	A2									80	B1					73	B2	80	B1	67	B2							

"For academic leaders, it is an easy comprehension of class wise, student wise and teacher wise performance analysis. Our IT team is thrilled to work with them and happy with Report Bee's availability 24*7 for any issues."

Lakshmi Kumar, Director of PNES & The Orchid School.



Sno.	Rank*	Roll No.	Student Name	Total Mark	Overall %	Overall Grade	Result	COMPUTER SCIENCE		PHYSICAL EDUCATION		ACCOUNTANCY		ECONOMICS		BIOLOGY		ENGLISH CORE		BUSINESS STUDIES		INFORMATICS PRAC.		CHEMISTRY		PHYSICS		MATHEMATICS		POLITICAL SCIENCE		HINDI ELECTIVE		PSYCHOLOGY	
								M	G	M	G	M	G	M	G	M	G	M	G	M	G	M	G	M	G	M	G	M	G	M	G	M	G	M	G
68	53	4651901	KAMTAMREDDY HARSHINI	389	77.8	B1	PASS							77	B1			88	A2			86	B2							66	B2			72	C1
69	54	4651902	MAMTA KUMARI NAGARKOTI	388	77.6	B1	PASS			87	A2							84	A2									84	A2	73H	B1	60	D1		
70	55	4651909	NANDINI THIAGARAJAN	387	77.4	B1	PASS					82	A2	90	A2			83	B1	73	B2												59	D1	
71	56	4651835	NIDHI YADAV	386	77.2	B1	PASS									84	B1	87	A2					77	B1	73	B2						65	C2	
72	56	4651848	DIVYANK SINGH	386	77.2	B1	PASS	93	A2									83	B1					70	B2	70	B2	70	B2						
73	57	4651900	CHRISTIE THOMAS	384	76.8	B2	PASS			75	B2							85	A2			83L	B2							79	B1			62	D1
74	58	4651881	GUNJAN SHARMA	382	76.4	B1	PASS			90	A2	61	B2	74	B2			74	B2	83	B1														
75	59	4651816	GAURI MONGIA	458	76.33	B1	PASS			92	A1					79	B2	97H	A1					63	C1	75	B1	52	C2						
76	60	4651896	AKRATI KUMARI	380	76	B1	PASS					88	A1	87	A2			84	A2	69	B2							52	C2						
77	61	4651846	ATHARV SHUKLA	378	75.6	B1	PASS			96	A1							90	A1					76	B1	72	B2	44	D1						
78	62	4651878	BIGIN P BINU	377	75.4	B1	PASS			85	A2	64	B2	78	B1			81	B1	69	B2														
79	63	4651827	MAYANK SHEKHAR	375	75	B1	PASS	98	A1									86	A2					75	B1	65	C1	51	C2						
80	64	4651821	NISHTHA PANDEY	373	74.6	B2	PASS			83	B1					85	B1	70	C1					73	B2	62	C2								
81	65	4651891	SIMMI CHAUHAN	369	73.8	B1	PASS					69	B1	73	B2			82	B1	82	B1							63	B2						
82	66	4651830	KARUTURI LAKSHMI VENKATA SARAN	364	72.8	B1	PASS									95	A1	80	B1					70	B2	67	C1	52	C2						
83	67	4651897	MUSKAAN DOGRA	360	72	B1	PASS			93	A1	67	B1	57	C2			80	B1	63	C1														
84	68	4651875	ANIRUDDH N RAO	353	70.6	B2	PASS					70	B1	52L	D1			81	B1	62L	C1	88	B1												
85	69	4651822	SRADHA JHA	351	70.2	B2	PASS			74	B2					86	B1	86	A2					54	D1	51L	D2								
86	69	4651903	PRITI CHAUDHARY	351	70.2	B2	PASS			85	A2							80	B1									70	B2	60	C1	56L	D1		
87	70	4651815	SAKSHI SINGH	349	69.8	B2	PASS									82	B1	81	B1					67	C1	63	C2	56	C1						
88	71	4651819	TANISHA CHAHAR	348	69.6	B2	PASS			81	B1					77L	B2	84	A2					52L	D2	54	D1								
89	72	4651857	MUSKAN SINGH	347	69.4	B2	PASS			87	A2							95	A1					61	C2	55	D1	49	C2						
90	73	4651899	ARUNDHATI YADAV	346	69.2	B2	PASS			87	A2							80	B1									62	C1	58L	C2	59	D1		
91	74	4651863	ROHAN SINGH	341	68.2	B2	PASS			92	A1							77	B2					65	C1	68	B2	39L	D1						
92	75	4651834	DEBASISH SAMANTARAY	338	67.6	B2	PASS			88	A2							92	A1					62	C2	56	D1	40	D1						
93	75	4651904	P ABHISHEK	338	67.6	C1	PASS			66L	C2							60L	C2			89	B1					58	C1				65	C2	
94	76	4651840	AAYUSHI SINGH	333	66.6	B2	PASS			77	B2							90	A1					64	C1	56	D1	46	C2						
95	77	4651828	VIPUL PATER	329	65.8	C1	PASS									81	B2	87	A2					54	D1	63	C2	44	D1						
96	78	4651824	GAURAV KUMAR YADAV	327	65.4	B2	PASS			76	B2							74	B2					63	C1	58	C2	56	C1						
97	79	4651905	SHUBHAM AGNIHOTRI	313	62.6	C1	PASS			69	C1							70	C1									48L	C2	58L	C2	68	C2		

"For academic leaders, it is an easy comprehension of class wise, student wise and teacher wise performance analysis. Out IT team is thrilled to work with them and happy with Report Bee's availability 24*7 for any issues."

Lakshmi Kumar, Director of PNES & The Orchid School.



STUDENTS CO-SCHOLASTIC MARK LIST

Legend

Putting all the passed students in a rank order & will award grade as follows :

A1 - Top 1/8 of the passed candidates | **A2** - Next 1/8 of the passed candidates,... |
D1 - Next 1/8 of the passed candidates | **D2** - Last 1/8 of the passed candidates | **E** - Failed candidates

ABT - ABSENT | **TRNS** - TRANSFER | ****** - UPGRADED GRADE BY ONE LEVEL

H - HIGHEST | **L** - LOWEST | **M** - MARK | **G** - GRADE

***Performance Index** - A measure of school's performance, grade based - weighted average of all the passed candidates.

Sno.	Roll No.	Student Name	Work Experience	Physical and Health Education/ Games	General Education
1	4651892	SRISHTI LAHIRI	A1	A1	A1
2	4651907	CHITRANGADA SINGH	A1	A1	A1
3	4651853	KARAN SINGH	A1	A1	A1
4	4651861	PRIYANSU SAHOO	A1	A1	A1
5	4651876	AYUSHI KUMARI	A1	A1	A1
6	4651888	PALADUGU JANIKA	A1	A1	A1
7	4651910	ANUSHKA KHANNA	A1	B1	A1
8	4651837	HARSH KUMAR SINGH	A1	A2	A1
9	4651898	ABHIJIT NAIR	A1	A1	A1
10	4651817	DEEKSHA YADAV	A1	A2	A1
11	4651868	SANIAL DAS	A1	A1	A1
12	4651847	DEV KARTIK	A1	A2	A1
13	4651873	VAIBHAV KUMAR	A1	A1	A1
14	4651879	DIYA TIKOO	A1	A1	A1
15	4651880	ESHA MAGO	A1	B1	A1
16	4651850	HARSHAVARDHAN BHASKAR	A1	A1	A1
17	4651877	BHUMIKA DUDI	A1	A1	A1
18	4651852	LEROY LAWRENCE FERNANDES	A1	A2	A1
19	4651855	MEENAL PATHANIA	A1	A2	A1
20	4651872	TARANG SHANKAR NAGAR	A1	A1	A1
21	4651887	NISITA YADAV	A1	A1	A1
22	4651882	KAJAL SAIN	A1	A2	A1
23	4651865	ROSHNI JOSHY	A1	A1	A1
24	4651895	NAIR ASHWINI CHAUHAN	A1	A1	A1
25	4651874	VAISHNAVI SHARMA	A1	B1	A1
26	4651838	SUMEDH SATISH BHOSALE	A1	A1	A1
27	4651826	KAPIL KUMAR	A1	A1	A1

"For academic leaders, it is an easy comprehension of class wise, student wise and teacher wise performance analysis. Out IT team is thrilled to work with them and happy with Report Bee's availability 24*7 for any issues."

Lakshmi Kumar, Director of PNES & The Orchid School.



Sno.	Roll No.	Student Name	Work Experience	Physical and Health Education/ Games	General Education
28	4651839	AYUSHI SINGH	A1	A1	A1
29	4651841	AASIA BANU	A1	A1	A1
30	4651854	KIRAN KUMARI	A1	A1	A1
31	4651859	NIHAL MISHRA	A1	A2	A1
32	4651890	SINGAVARAPU VASANTHI	A2	A1	A1
33	4651825	ABHILIPSHA RANI	A1	A1	A1
34	4651831	NANDINI SOORA	A1	A1	A1
35	4651883	KARAN KEVIN COLLINS	A1	B1	A1
36	4651820	ASHA TIWARI	A1	B1	A1
37	4651842	MANJIMA CHATTERJEE	A1	A2	A1
38	4651869	SHIVANG SINGH YADAV	A1	A1	A1
39	4651870	SIDDHANT JAGDEV	A1	B1	A1
40	4651871	SIDDHARTH SINGH	A1	B1	A1
41	4651856	MUKUND KUMAR	A1	A1	A1
42	4651906	DORA RANJITHA	A1	A1	A1
43	4651851	JASIKA AGRAHARI	A1	A1	A1
44	4651829	SHRIYESH KUMAR JAIN	A1	A1	A1
45	4651893	TANNU KUMARI	A1	A1	A1
46	4651886	MUSKAAN KAUR JOHAL	A1	A1	A1
47	4651911	NAVEEN KUMAR SINGH	A1	A1	A1
48	4651884	MANISH SINGH	A2	A1	A1
49	4651862	RAMACHANDRUNI PUSHPAK ROHAN	A1	A1	A1
50	4651894	VISHAKHA YADAV	A1	A1	A1
51	4651832	MADHUSMITA MISHRA	A1	A2	A1
52	4651843	ABHISHEK TIWARI	A1	A1	A1
53	4651818	ANUSHA SINGH KALHOTRA	A1	A1	A1
54	4651849	GARIMA YADAV	A1	A1	A1
55	4651833	AKSHAY BANSAL	A1	A2	A1
56	4651867	SAHIL SAHA	A1	A2	A1
57	4651889	PRAGATI SINGH	A1	B1	A1
58	4651844	AMAN PATEL	A1	A1	A1
59	4651836	AYUSH PAUL	A1	A1	A1
60	4651864	ROHIT BOSE	A1	B1	A1
61	4651866	SAHIL PATHANIA	A1	A1	A1
62	4651823	HARSIT PANIGRAHI	A1	A1	A1
63	4651845	ANKUR TIWARI	A1	A1	A1

"For academic leaders, it is an easy comprehension of class wise, student wise and teacher wise performance analysis. Out IT team is thrilled to work with them and happy with Report Bee's availability 24*7 for any issues."

Lakshmi Kumar, Director of PNES & The Orchid School.



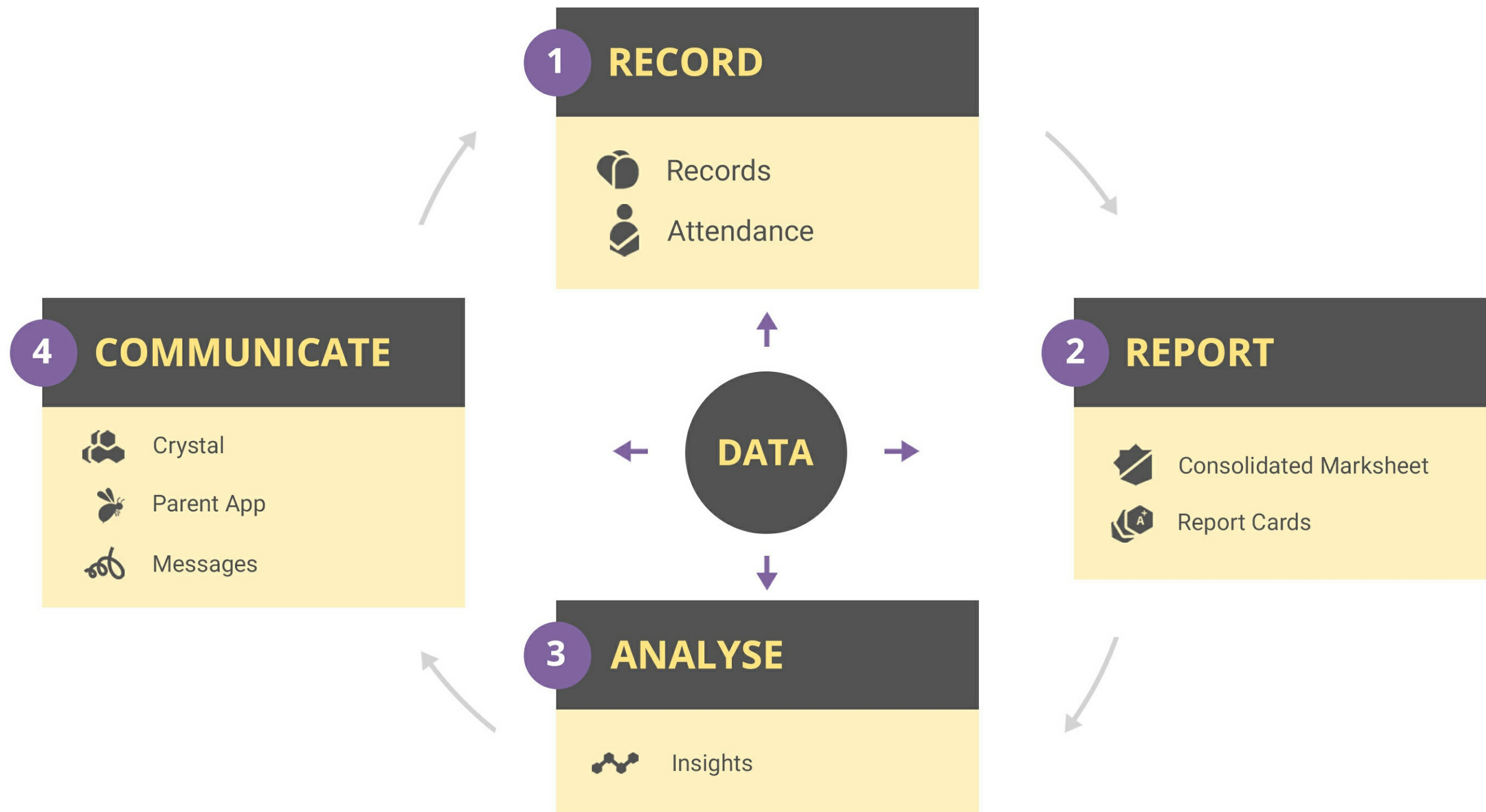
Sno.	Roll No.	Student Name	Work Experience	Physical and Health Education/ Games	General Education
64	4651858	NANDINI CHOUDHARY	A1	B1	A1
65	4651908	SAMEER ADNAN	A1	A1	A1
66	4651885	MINAKSHI NEGI	A1	A1	A1
67	4651860	PRIYA	A1	B1	A1
68	4651901	KAMTAMREDDY HARSHINI	A1	B1	A1
69	4651902	MAMTA KUMARI NAGARKOTI	A1	A1	A1
70	4651909	NANDINI THIAGARAJAN	A1	A1	A1
71	4651835	NIDHI YADAV	A1	B1	A1
72	4651848	DIVYANK SINGH	A1	A1	A1
73	4651900	CHRISTIE THOMAS	A1	A2	A1
74	4651881	GUNJAN SHARMA	A1	A2	A1
75	4651816	GAURI MONGIA	A1	B1	A1
76	4651896	AKRATI KUMARI	A1	B1	A1
77	4651846	ATHARV SHUKLA	A1	A1	A1
78	4651878	BIGIN P BINU	A1	A1	A1
79	4651827	MAYANK SHEKHAR	A1	B1	A1
80	4651821	NISHTHA PANDEY	A1	A2	A1
81	4651891	SIMMI CHAUHAN	A1	A1	A1
82	4651830	KARUTURI LAKSHMI VENKATA SARAN	A1	B1	A1
83	4651897	MUSKAAN DOGRA	A1	A2	A1
84	4651875	ANIRUDDH N RAO	A2	B1	A1
85	4651822	SRADHA JHA	A1	A2	A1
86	4651903	PRITI CHAUDHARY	A1	A1	A1
87	4651815	SAKSHI SINGH	A1	B1	A1
88	4651819	TANISHA CHAHAR	A1	A1	A1
89	4651857	MUSKAN SINGH	A1	A2	A1
90	4651899	ARUNDHATI YADAV	A1	A1	A1
91	4651863	ROHAN SINGH	A1	A1	A1
92	4651834	DEBASISH SAMANTARAY	A1	A2	A1
93	4651904	P ABHISHEK	A1	A1	A1
94	4651840	AAYUSHI SINGH	A1	A2	A1
95	4651828	VIPUL PATTAR	A1	A1	A1
96	4651824	GAURAV KUMAR YADAV	A1	A1	A1
97	4651905	SHUBHAM AGNIHOTRI	A1	B1	A1

"For academic leaders, it is an easy comprehension of class wise, student wise and teacher wise performance analysis. Our IT team is thrilled to work with them and happy with Report Bee's availability 24*7 for any issues."

Lakshmi Kumar, Director of PNES & The Orchid School.



4 EASY STEPS TO IMPROVE SCHOOL PERFORMANCE WITH REPORT BEE





1 DATA RECORDING

1. Records: An intuitive way to record a student's learning across disciplines, see graphical summary of class performance after every exam/test and send SMS of marks to parents with one click

2. Attendance: An effortless way to record attendance daily, weekly, monthly or after every term and send SMS to the parents of absentee students.

2 DATA REPORTING

1. Report Cards: Colourful and interactive reports can be generated for each student for each exam and term. These digital Report cards that can also be emailed to parents or seen on the web portal and parent app

2. Consolidated Marksheet: A customizable class report with marks of all students for any subject and exam. An overall view of the entire class performance generated in one sheet. Identify the toppers and low performers in the class for a subject

3 DATA ANALYTICS

1. Insights: Live analytics dashboard of entire school's performance at a glance, term Exam wise comparison of class and student performance, subject wise performance analysis of entire school, Mark scale to quickly identify high and low performers in class/standard

4 DATA COMMUNICATION

1. Crystal: A web portal for Parents to access their child's report online through Report Bee. Performance analysis provided to parents to help them follow their child progress

2. Messages: Send customized messages to individual student, class, standard or school

3. Report Bee Parent App: Smart way for schools to connect and engage with parents using mobile app, send notification, Parents can view report card and their child performance analysis on the go.

To get a quotation

 **CALL OR WHATSAPP US AT +91 99406 40082**

View Product video

[CLICK HERE](#)

To Request for a demo of the product

[CLICK HERE](#)